

# Self-portrait evaluation and building your skills step-by-step

## Avaliação de auto-retrato e construir suas habilidades passo a passo

**Proportion and detail:** Shapes, sizes, and contour

*Proporção e detalhe:* formas, tamanhos e contorno

**Shading technique:** Deep black colours, smoothness, and blending


*Técnica de sombreamento:* cores negras profundas, suavidade e mistura

**Composition:** Complete, full, finished, and balanced


*Composição:* completa, completa, acabada e equilibrada




Step 1. Learn the difference between **looking and seeing**  
*Etapa 1. Aprenda a diferença entre olhar e ver*




Step 2. Improve your ability to **draw details**  
*Etapa 2. Melhore sua capacidade de desenhar detalhes*



Step 3. Learn how to **draw angles** and **shade**  
*Etapa 3. Aprenda a desenhar ângulos e sombra*



Step 4. Use **blending to make things look 3D**  
*Etapa 4. Use a mistura para fazer as coisas parecer 3D*



Step 5. Practice observing and drawing **parts of the face**  
*Etapa 5. Pratique a observação e desenho partes do rosto*



Step 6. Improve how you draw **hair textures**  
*Etapa 6. Melhore como você desenha texturas de cabelo*



Step 7. Practice drawing it **all together**  
*Etapa 7. Pratique desenhando tudo juntos*